



Wholesale Trailer Supply

Phone (800) 400-5275

Fax (866) 400-5275

wholesaletrailer.com



LEAF SPRING

SUSPENSION AXLES

Light Duty

1,000 - 8,000 lbs. Capacity

Special Order Axle

Date: _____
 Customer: _____
 Location: _____
 Contact: _____ **WTS**
 Phone: _____ **QTE#:** _____
 Fax: _____ **ORD#:** _____

Capacity: _____ **Quantity:** _____
 Hub Face: _____ **Spring Center:** _____

Axle Type: Beam Only Idler Brake Brk Flange

Lube: Grease Oil EZ Lube

Valcum Dust Cap: Yes (5.2k-8k 865, Threaded Cap)

Camber: Yes No Center V-Bend (2k-7k)

3.5k Tube: 2-3/8in Standard 3in Light Duty 3in Medium Duty

Spindle Type: Straight 4in Drop 6in Drop (3.5K)

Brake Type: Electric Hydraulic Disc
 Electric Nev-R-Adjust Hydraulic Free Backing
 Hydraulic Uni-Servo Hydraulic Self Adjust
 Hydraulic Duo-Servo Parking Brake

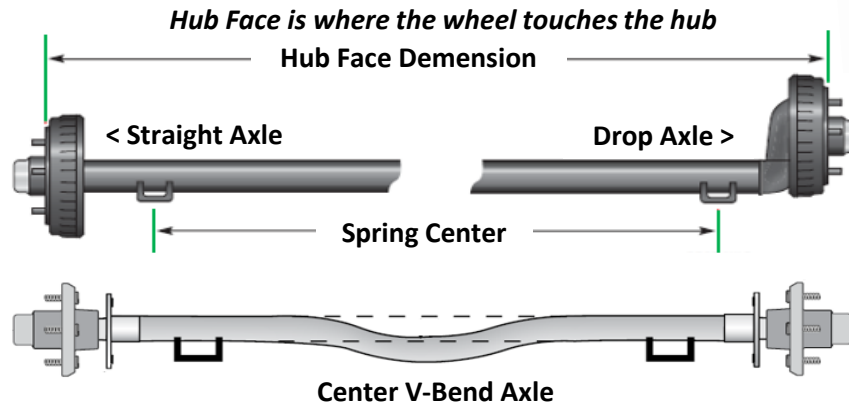
Idler: (2k 545) 5-1/2in Diameter Hub 6-1/2in Diameter Hub

Bolt Pattern: 440 545 5475 550 555 655 865

Stud Size: 1/2-20 (Common) 9/16-18 5/8-18 (8k)

Wheel Nuts: 1/2" & 9/16" 5/8"
 Come with 60° Choose 5/8-18 Flange Nut (Swivel)
 5/8-18 Flange Nut (Non-Swivel)
 5/8-18 90° Cone Nut w/Clamp Ring

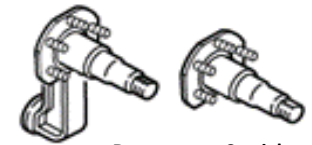
All special order axles require an authorized signature and are Non-Returnable



Double Eye

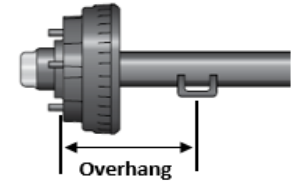


Slipper Spring



Drop

Straight



Overhang

Overhang is measured from Hub Face to Spring Center see overhang chart for specifications

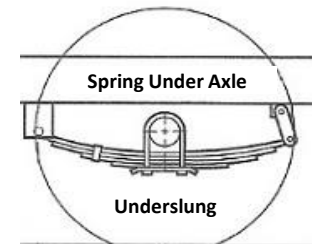
Spring Type: Double Eye Slipper No Springs

Spring Capacity: _____

Spring Length: _____

Spring Pads/Seats: Loose Pads Under Axle Over Axle

Pre-Wired: Yes No



Notes: _____

Refer to manufacturer for additional specifications

Signature: _____

Date: _____

Print Name: _____

PO#: _____